
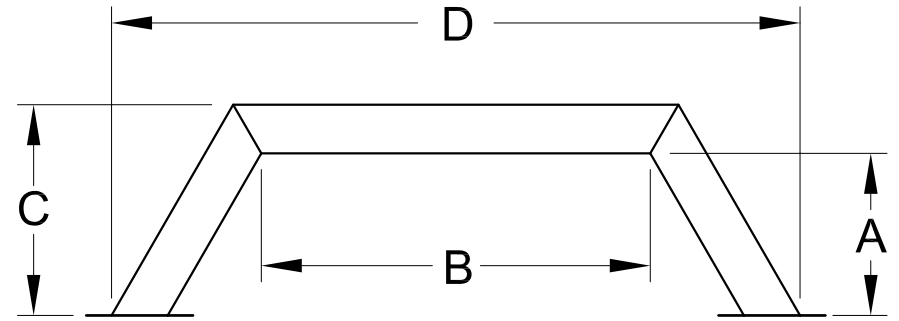


MODEL ULB "UTILITY LINE BRIDGE"



1/8" ALUM
6" X 18" CHECKERPLATE

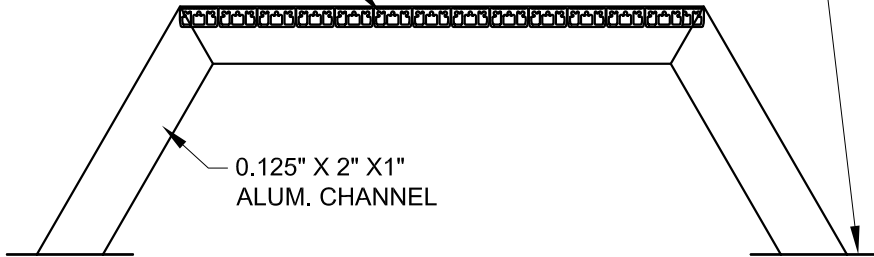
PLAN
1" = 1'-0"



RL-1 EXTRUDED ALUM.
SERRATED RUNGS

0.125" X 2" X 1"
ALUM. CHANNEL

1/4" ALUM 6" X 22 1/4"
CHECKERPLATE



SECTION
1" = 1'-0"

PITCH	MODEL	A	B	C	D	E
60°	UB 6-12	6	12	9	25 7/8	18
60°	UB 6-18	6	18	9	31 7/8	18
60°	UB 6-24	6	24	9	37 7/8	18
60°	UB 8-18	8	18	11	34 1/4	18
60°	UB 8-24	8	24	11	40 1/4	18
60°	UB 10-24	10	24	13	42 1/2	18
75.5°	UB 10-36	10	36	13	48	18

NOTE:
ALL 6063TS ALUMINUM MITERED & HEILARC WELDED. PROVIDED PER CHART ABOVE.